








# Cast iron wheels



**BS ROLLEN®**  
we are moving everything

						Width with flange		
mm	mm	kg	mm	mm	mm	mm	mm	
80	35	250	10	42				C80.080
100	35	350	12	50				C80.100
125	45	500	12	50				C80.125
150	50	650	15	57				C80.150
200	50	1000	20	58				C80.200
100	50	450	20	60				C81.102
125	50	550	20	60				C81.125
150	45	600	25	60				C81.153
150	50	800	20	60				C81.154
200	50	1500	25	52				C81.200
200	45	1100	25	60				C81.201
250	54	1400	20	60				C81.250
50/62		400	15	32	50	32	26	C65.050
75/100		700	20	47	62	40	30	C65.075
100/125		800	20	52	62	46	36	C65.100
125/145		900	20	52	62	46	36	C65.125
150/175		1000	20	52	62	46	36	C65.150
180/210		1200	20	52	65	48	38	C65.180
200/230		1500	25	60	90	56	38	C65.200
200/230		3000	40	90	110	80	62	C65.201
250/300		2000	30	70	90	65	50	C65.250

 250 - 3000 kg



**Cast iron wheel**  
**Tread**  
Cast iron  
**Wheel body**  
Cast iron  
**Bearing**  
Roller bearing



**Cast iron wheel**  
**Tread**  
Cast iron  
**Wheel body**  
Cast iron  
**Bearing**  
Ball bearing



**Flanged wheel**  
**Tread**  
Cast iron  
**Wheel body**  
Cast iron  
**Bearing**  
Ball bearing