

No. 6842PK

Heavy push-pull type toggle clamp

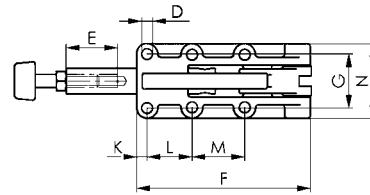
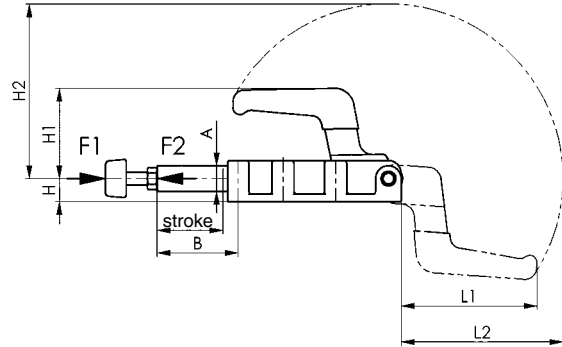

with solid lever. For push- and pull-clamping.
(Equal operation of rod and lever).

Heavy-duty version with long rod-guide. Base of malleable casting, burnished. Hardened pins. Lever-parts and rod of tempered steel, burnished. Handle made of red, oil-resistant plastic.

Complete with tempered, galvanized clamping screw no. 6880.



Order no.	Size	F1 [kN]	F2 [kN]	Clamping screw	Weight [g]
92544	4	7	7	M 8x35	590
92569	5	12	12	M10x50	1650
92585	7	25	25	M12x50	4150
92601	8	45	45	M16x80	7420



Recommendations



No. 6800,
page 10



No. 6811P,
page 15



No. 6842PL,
page 33

Dimensions:

Order no.	Size	A	B	D	E	F	G	H	H1	H2	Stroke	K	L	L1	L2	M	N
92544	4	14	63	5,5	30	90	33,3	12	42,5	96	32	25,0	36,5	69,0	88,0	-	47
92569	5	20	63	8,5	50	137	41,0	18	70,0	136	50	8,0	35,0	105,0	126,0	41	58
92585	7	25	114	10,5	50	198	54,0	22	93,5	196	75	12,0	45,0	151,5	183,5	45	84
92601	8	30	149	10,5	60	254	57,0	28	111,5	247	106	14,5	70,0	196,0	232,0	70	86