

## THE ADVANTAGES OF THE SAFETY LATCH

The patented safety latch will hold the clamping arm of a manual clamp in both the closed and open positions, so that it is protected against unintentional opening or closing through vibration or if the clamp is mounted overhead.

**A clear argument for safety in the workplace!**



### No. 6800S

#### Vertical toggle clamp with safety latch

for open and clamped positions.

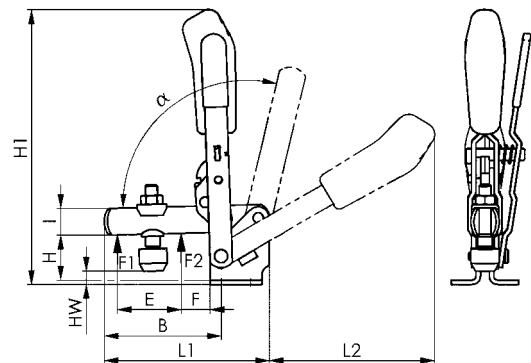
**With open clamping arm and horizontal base.**

Galvanized and passivated. Stainless steel rivets, which run in hardened bushes. Bearings are pre-lubricated. Ergonomic, oil-resistant handle with large grip surface and soft components. Safety clamping piece with finger protection. Lock washer for the thrust bolt at the end of the clamping arm. **Complete with tempered, galvanized clamping screw no. 6890.**



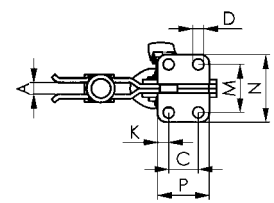
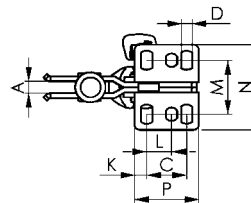
CAD

Order no.	Size	F1 [kN]	F2 [kN]	Clamping screw	Weight [g]
90134	2	1,0	1,2	M6x35	260
90142	3	1,4	2,5	M8x45	470
90159	4	2,0	3,0	M8x65	690



Size 2

Size 3, 4



#### Recommendations



No. 6891,  
page 111



No. 6800,  
page 10



No. 6860,  
page 26

#### Dimensions:

Order no.	Size	A	B	C	D	E	F	H	H1	HW min.	HW max.	I	K	L	L1	L2	M	N	P	$\alpha$	$\alpha^*$
90134	2	6	52	20	5,5	25	11	23,0	139,5	-3	4,5	12	6,0	12,5	78	89	23-31	43	32	105°	60°
90142	3	8	79	20	7,5	36	19	33,0	186,0	2	11,0	18	7,5	-	112	112	32,5	46	35	105°	60°
90159	4	10	101	32	8,6	54	16	42,5	221,0	-6	22,5	20	13,0	-	141	130	45,0	64	53	105°	60°

\* The opening angle can be changed by pressing in a stop pin.

Subject to technical alterations.