

No. 6829BR/BL

Swing clamp, pneumatic, block version

double-acting

Piston rod non-rusting, polished. Body is made of aluminium, anodised. HART-COAT® surface for wear-resistance. **Magnetic piston to signal end positions.** Including screw and spring washer for simple setting of the clamp arm position.

Mounting:

- on front or rear faces, using through holes
- from above with long socket bolts ISO 4762 (DIN 912)
- from below using tapped holes in base

Accessories (not included in pack):

- Clamping arm 6829SP
- Clamping screw 6880

Order no.	Size	right swinging	left swinging	F3 [kN]	Connecting thread for clamping screws	Weight [g]
91496	12	●	-	0,03	M 4	200
91397	12	-	●	0,03	M 4	200
91504	16	●	-	0,06	M 4	300
91405	16	-	●	0,06	M 4	300
91512	20	●	-	0,08	M 6	400
91413	20	-	●	0,08	M 6	400
91520	25	●	-	0,17	M 6	600
91421	25	-	●	0,17	M 6	600
91538	32	●	-	0,27	M 8	800
91439	32	-	●	0,27	M 8	800
91546	40	●	-	0,45	M 8	920
91447	40	-	●	0,45	M 8	920
91553	50	●	-	0,70	M12	1000
91454	50	-	●	0,70	M12	1000
91561	63	●	-	1,10	M12	1150
91462	63	-	●	1,10	M12	1150

F3 = at 6 bar max. air pressure

Note:

Suitable proximity switches for end-position monitoring are available using order no. 392241.
Design: PUR cable 0.3 m with M8 plug connection and rotating knurled nuts.
Switching function: NOC. Output: PNP.
Operate only with lubricated air.



Recommendations



No. 6880,
page 109

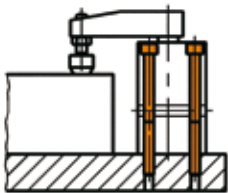


No. 6829SP,
page 103

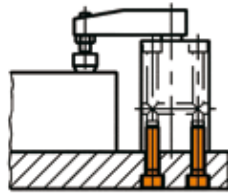


No. 6829ER/EL,
page 102

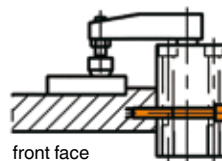
Examples of mountings:



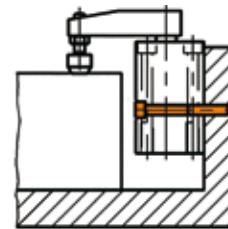
from above



from below



front face



rear face

CAD



Subject to technical alterations.