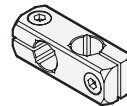
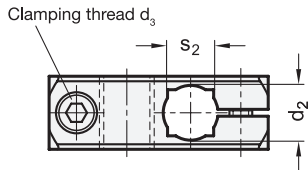
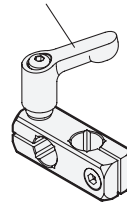



Socket cap screw DIN 912

Clamping kit



1

2

$d_1$ Bore B for shaft tol. h11	$d_2$ Bore B for shaft tol. h11	k	$d_3$ Clamping thread	$l_1$	$l_2$	m	$s_1$ Square V	$s_2$ Square V	Clamping kits for $d_3$ 
B 8	B 8	14	M 4	37	13,5	10	-	-	GN 511-M4-14
B 10	B 8	16	M 5	46	17	12	8	-	GN 511-M5-16
B 10	B 10	16	M 5	46	17	12	8	8	GN 511-M5-16
B 12	B 8	16	M 5	48	17	14	10	-	GN 511-M5-16
B 12	B 12	16	M 5	48	17	14	10	10	GN 511-M5-16
B 15	B 10	20	M 6	58	20,5	17	12	8	GN 511-M6-20
B 15	B 12	20	M 6	58	20,5	17	12	10	GN 511-M6-20
B 15	B 15	20	M 6	58	20,5	17	12	12	GN 511-M6-20
B 16	B 12	20	M 6	59	20,5	18	-	10	GN 511-M6-20
B 16	B 16	20	M 6	59	20,5	18	-	-	GN 511-M6-20
B 20	B 15	25	M 6	65	21,5	22	16	12	GN 511-M6-25
B 20	B 16	25	M 6	65	21,5	22	16	-	GN 511-M6-25
B 20	B 20	25	M 6	65	21,5	22	16	16	GN 511-M6-25

## Specification

- Aluminum
  - matt, slide ground
  - anodized, black
- Socket cap screws DIN 912  
Stainless Steel AISI 304
- Stainless Steel characteristics → Page 1489
- RoHS-compliant

## Accessory

- Clamping kits GN 511 → Page 1260

3

## Information

The standard version of the clamping screw is a socket cap screw with hexagonal socket DIN 912. It can be replaced by a clamping kit GN 511 (article code see table of dimensions).

### see also...

- Retaining rods / Retaining tubes GN 480.1 → Page 1276
- Twistable two-way clamp mountings GN 490 → Page 1255
- Two-way connector clamps GN 131 → Page 1188

### How to order

**GN 474-B12-B12-ELS**

1	$d_1$
2	$d_2$
3	Finish