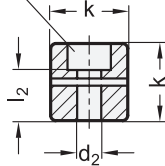
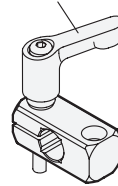


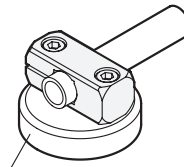
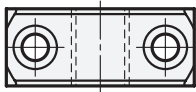
Countersunk for socket cap screw DIN 912



Clamping kit



Application example



Retaining magnet GN 51.6



d ₁ Bore B for shaft tol. h11	k	d ₂ for screw	l ₁	l ₂	m	s Square V	Clamping kits for d ₂
B 8	14	M 4	31,5	10	22	-	GN 511-M4-20
B 10	16	M 5	38	10,5	27	8	GN 511-M5-25
B 12	16	M 5	38	10,5	27	10	GN 511-M5-25
B 15	20	M 6	45	14	32	12	GN 511-M6-25
B 16	20	M 6	45	14	32	-	GN 511-M6-25
B 20	25	M 6	50	19	36	16	GN 511-M6-32

Specification

- Aluminum
- matt, slide ground
- anodized, black

MT
ELS

- Stainless Steel characteristics → Page 1489
- RoHS-compliant

Accessory

- Clamping kits GN 511 → Page 1260



Information

The clamp mountings GN 477 have no thread. Fixing or clamping is made via two threads on the attachment side.

The bore distance m of the clamp mountings GN 477 is matched with the foot clamp mountings GN 473 and the flanged bolts GN 480 as well as retaining magnets GN 51.6.

see also...

- Retaining rods / Retaining tubes GN 480.1 → Page 1276
- Flanged connector clamps GN 145 → Page 1195
- Assembly sets for profile systems 30 / 40 GN 965 → Page 1428
- Assembly sets for profile systems 30 / 40 / 45 GN 968 → Page 1438

How to order

GN477-B12-MT

1 d₁

2 Finish