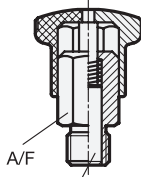


Type B / BN

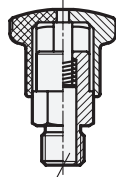
6 indexing positions



Type C / CN  
(Knob rotated by 30°)

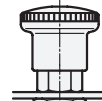


Plunger pin retracted

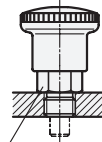


Plunger pin retracted

**Mounting information**



Flat hexagonal nut  
GN 909.5



Hexagonal flats for  
fork spanner  
(only visible when plunger  
is in retracted position)



EDDELSTAHL Rostfrei  
Inox Stainless Steel  
Inch sizes available

- 3 Type**
- B** without rest position with plastic knob
  - BN** without rest position with Stainless Steel-Knob
  - C** with rest position with plastic knob
  - CN** with rest position with Stainless Steel-Knob

1 <b>d<sub>1</sub></b> Pin h9 Bore $+0,03$ $-0,08$	2 <b>d<sub>2</sub></b>	<b>d<sub>3</sub></b>	<b>d<sub>4</sub></b>	<b>l<sub>1</sub></b>	<b>l<sub>2</sub></b> min.	<b>l<sub>3</sub></b>	<b>k</b>	<b>A/F</b>	Spring load in N ≈		
									initial	end	
4	M 8	M 8 x 1	21	15	27,5	5	6	16,5	10	4	12
5	M 10	M 10 x 1	25	18	34	6	8	20	12	6	16
6	M 10	M 10 x 1	25	18	34	6	8	20	12	6	16
6	M 12	M 12 x 1,5	28	20	40,5	7	10	23,5	14	10	23
7	M 12	M 12 x 1,5	28	20	40,5	7	10	23,5	14	10	23
8	M 16	M 16 x 1,5	33	23	47,5	10	12	25,5	17	11	35
10	M 16	M 16 x 1,5	33	23	47,5	10	12	25,5	17	11	35

**Specification**

- Guide / Plunger pin  
Stainless Steel AISI 303
- Spring  
Stainless Steel AISI 301
- Knob Type B and C  
Plastic (Polyamide PA)  
- black, matt  
- not removable
- Knob Type BN / CN  
Stainless Steel AISI CF-8  
- matt blasted  
- not removable
- Load rating information → Page 1463
- ISO-Fundamental tolerances → Page 1479
- Stainless Steel characteristics → Page 1489
- Plastic characteristics → Page 1483
- RoHS compliant

**On request**

- with red knob

**Information**

Stainless Steel-Mini indexing plungers GN 822.7 are distinguished for their small dimensions.

Based on the principle of the GN 822 mini indexing plungers, this model combines their clever type of construction with a complete series of all current sizes of bolts and threads. They provide a reasonably priced alternative to the GN 607 / GN 607.1 indexing plungers of the appropriate sizes.

Pulling the plunger pin will release the hexagon nut which can then be tightened with an open-end spanner.

In types C and CN, the button can be turned by 30° after retracting the plunger pin, holding it in the “retracted” position using the indexing lock.

see also...

- List of indexing plunger types → Page 640 ff.
- St. Steel-Distance bushings GN 609.5 (to limit the thread length) → Page 694
- Flat hexagonal nuts GN 909 / GN 909.5 → Page 695
- Positioning bushings GN 412.2 → Page 696

How to order	1 <b>d<sub>1</sub></b>
	2 <b>d<sub>2</sub></b>
<b>GN822.7-6-M12x1,5-CN</b>	3 <b>Type</b>

3.1  
3.2  
3.3  
3.4  
3.5  
3.6  
3.7  
3.8  
3.9

