

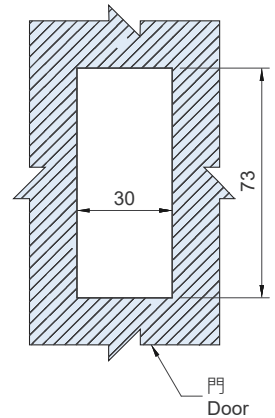
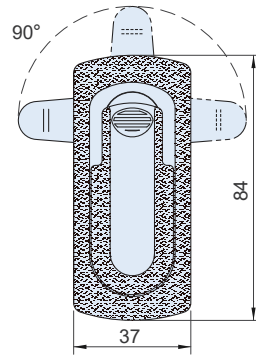


BZ-18XXXA(W)

BZ-18XXXB(W)

BZ-18XXXW(W)

安裝孔開孔尺寸
Opening Size



材質與表面處理

- 本體與掀把：鋅合金，霧鉻、黑色、亮鉻。
- 軸心：鐵，鍍鋅。
- 擋片與固定架：鐵(SPHC)，鍍鋅。

特徵

- 專利設計：擋片軸心孔設計四點定位，可快速方便組裝。
- 現場裝配者只需旋轉一顆螺絲，即可快速安裝門鎖。
- 左、右、上、三方向兼用型。
- 開啟可後退3mm 關閉迴轉順暢，關門後門板可迫緊箱框不搖動。
- 耐熱、耐腐蝕性。
- 防塵、防水 (IP66)。

MATERIAL AND FINISH

- Body and Lever: Die-cast Zinc, Satin chrome plated or Black powder coated or Bright chrome plated.
- Shaft: Steel, Zinc plated.
- Pawl and Mounting Bracket: Steel (SPHC), Zinc plated.

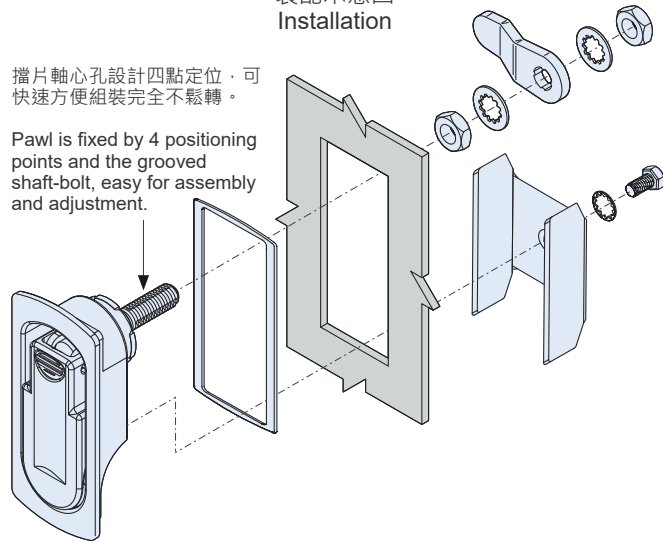
FEATURES

- Patent: Pawl is fixed by 4 positioning points and the grooved shaft-bolt, easy for assembly and adjustment. Need only to slide the pawl through the shaft-groove to the correct position, more stable and accurate.
- Left, right and top opening.
- The pawl moved forward and reversed vertically 3mm while the compression latch is opened and closed.
- Resistance to heat, corrosion and dust.
- Dust-resistant and waterproof (IP66).

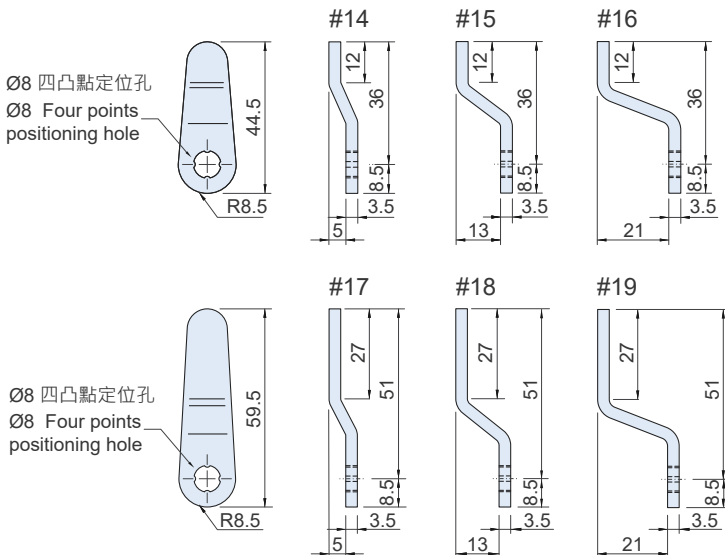
裝配示意圖
Installation

擋片軸心孔設計四點定位，可快速方便組裝完全不鬆轉。

Pawl is fixed by 4 positioning points and the grooved shaft-bolt, easy for assembly and adjustment.



擋片型式 Pawl Type



SPECIFICATION:

Unit:mm

擋片型號 Pawl Type	材質 Material	表面處理 Finish	重量 Weight(g)
#14	鐵 SPHC	鍍鋅 Zinc plated	15.6
#15			17.6
#16			19.6
#17			20.6
#18			22.4
#19			24.2