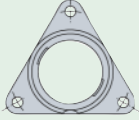
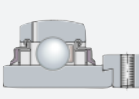
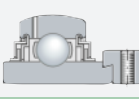
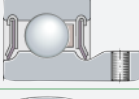
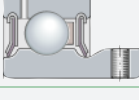
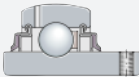





24 Possible combinations of radial insert ball bearings with cast iron housings

Radial insert ball bearing	Standard cast iron housing				
	Plummer block housing		Two-bolt flanged housing		Three-bolt flanged housing
					
Designation	ASE	SHE	LCTE¹⁾	CJT	CFTR
Shaft diameter d	SAO²⁾		GLCTE	CFT	
				CJTZ	
RAE..-XL-NPP-B 12 mm – 50 mm			FLCTE..-XL¹⁾		
GRAE..-XL-NPP-B 12 mm – 60 mm		PASE..-XL	PSHE..-XL	GLCTE..-XL	PC(J, F)T..-XL
GRA..-NPP-B-AS2/V 5/8" – 1 ¹⁵ /16"		Available by agreement	Available by agreement	Available by agreement	Available by agreement
GE..-XL-KRR-B 17 mm – 120 mm		RASE..-XL	RSHE..-XL		RCJT(Z)..-XL
G..-KRR-B-AS2/V 5/8" – 2 ¹⁵ /16"		Available by agreement	Available by agreement		Available by agreement
GE..-XL-KTT-B 20 mm – 80 mm		TASE..-XL	TSHE..-XL		TCJT..-XL
					Available by agreement
GE..-XL-KLL-B 20 mm – 50 mm		LASE..-XL	Available by agreement		LCJT..-XL
					Available by agreement
GNE..-XL-KRR-B²⁾ 30 mm – 100 mm		RSAO..-XL			
GLE..-XL-KRR-B 20 mm – 70 mm		RASEL..-XL	Available by agreement		Available by agreement
					Available by agreement
GSH..-XL-2RSR-B 20 mm – 50 mm		RASEA..-XL	Available by agreement		RCJTA..-XL
					Available by agreement
AY..-XL-NPP-B 12 mm – 30 mm				FLCTEY..-XL¹⁾	
GAY..-XL-NPP-B 12 mm – 60 mm		PASEY..-XL	PSHEY..-XL	FLCTEY..-XL¹⁾	PCJTY..-XL
		Available by agreement	Available by agreement	Available by agreement	Available by agreement
GAY..-NPP-B(-AS2/V) 1/2" – 1 ⁷ /16"		Available by agreement	Available by agreement	Available by agreement	Available by agreement
GYE..-XL-KRR-B 12 mm – 90 mm		RASEY..-XL	RSHEY..-XL		RCJTY..-XL
		Available by agreement	Available by agreement		Available by agreement
GY..-KRR-B-AS2/V 1/2" – 2 ¹⁵ /16"		Available by agreement	Available by agreement		Available by agreement

Catalogue range; other dimensions and combinations available by agreement.
 Combinations not possible or not advisable.

Further information: SG 1
 ➤ <https://www.schaeffler.de/std/1D60>
 Housing selection wizard:
 ➤ <https://www.schaeffler.de/std/1D61>

- ¹⁾ Without lubrication hole.
- ²⁾ Heavy series.