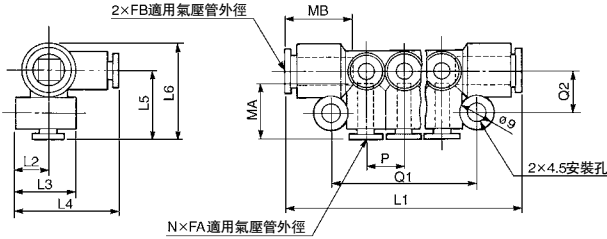


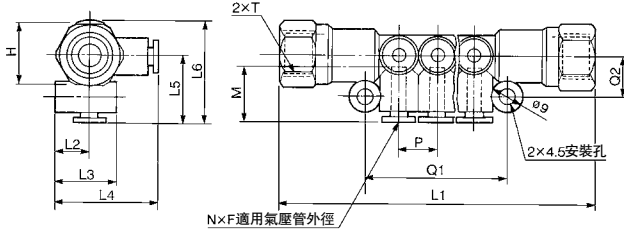
外形尺寸圖

KM11



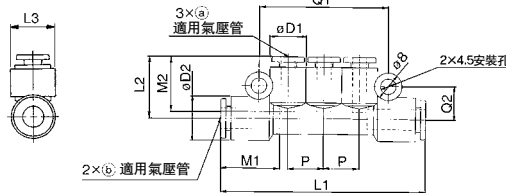
適用氣壓管外徑mm		型 式	N	L1	L2	L3	L4	L5	L6	P	Q1	Q2	MA	MB	孔B 最小孔徑	質量 g
FA	FB															
4	8	KM11-04-08-6	6	65	10	18	29.5	19.5	27	10.6	40	12	16	18.5	6	19
		KM11-04-08-10	10	86												
6	10	KM11-06-10-6	6	76	10	19.5	31.5	21.5	31	13	47	13.5	17	21	7.5	29
		KM11-06-10-10	10	102												
8	12	KM11-08-12-6	6	85	11.5	22.5	35.5	24	34.5	15.5	55	14.7	18.5	22	9	41
		KM11-08-12-10	10	116												

KM12



適用氣壓管外徑 F mm	T 連接螺牙 Rc	型 式	N	H (六角對邊)	L1	L2	L3	L4	L5	L6	P	Q1	Q2	M	孔B 最小孔徑	質量 g
		KM12-04-02-10	10		110							61.5				72
6	1/4	KM12-06-02-6	6	17	99	10	19.5	31.5	21.5	31	13	47	13.5	17	7.5	81
		KM12-06-02-10	10		125							73				91
8	3/8	KM12-08-03-6	6	19	108	11.5	22.5	35.5	24	34.5	15.5	55	14.7	18.5	9	97
		KM12-08-03-10	10		139							86				112

KM13



適用氣壓管外徑mm		型 式	0D1	0D2	L1	L2	L3	P	Q1	Q2	M1	M2	孔B 最小孔徑	質量 g
a	b													
4	6	KM13-04-06-3	10.4	12.8	60	18	13	10.4	38.2	9.9	17	16	4.5	11
	8	KM13-04-08-3		15.2	63.5	19	15.5							
6	8	KM13-06-08-3	12.8	15.2	70.5	20	15.5	12.8	45.4	11.1	18.5	17	6	16
	10	KM13-06-10-3		18.5	74.5	21	19							
8	10	KM13-08-10-3	15.2	18.5	81.5	22.5	19	15.2	52.6	12.8	21	18.5	7.5	26

- KQ2
- KQB2
- KS
- KX
- KM**
- KF
- M
- H/DL
- L/LL
- KC
- KK
- KK130
- DM
- KDM
- KB
- KR
- KA
- KQG2
- KG
- KFG2
- MS
- KKA
- KP
- LQ
- MQR
- T