

KQB2 Series

適用氣壓管外徑: 公制尺寸 連接螺牙: M, R, Rc

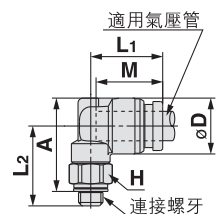
外型尺寸圖

L型公牙接頭：KQB2L

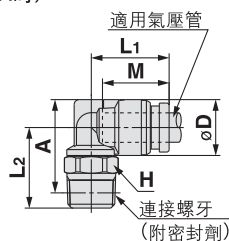


適用氣壓管 外徑mm	連接螺牙 R, M	型式	H (六角對邊)	註1) øD	L1	L2	A*	M	註2) 有效斷 面積mm ²	質量g
ø3.2	M5×0.8	KQB2L23-M5	8	8.3	13.1	14.8	16	12	2.6	6.5
	1/8	KQB2L23-01S	10		13.6	14.9	15.9		3	8
	1/4	KQB2L23-02S	14		18.7	18.1	16.6		3	16.6
ø4	M5×0.8	KQB2L04-M5	8	9.1	13.7	15.2	16.8	12.6	3.5	7
	1/8	KQB2L04-01S	10		14.4	15.3	16.7		4.2	8.6
	1/4	KQB2L04-02S	14		19.1	18.9	17.5		4.2	17.5
ø6	M5×0.8	KQB2L06-M5	8	11.4	14.7	16.3	19	13.6	3.5	9
	1/8	KQB2L06-01S	10		16.4	16.4	19		11.4	10.2
	1/4	KQB2L06-02S	14		15.9	20.2	21.2		11.4	19.1
	3/8	KQB2L06-03S	17		21.6	22.2	22.2		11.4	31.2
ø8	1/8	KQB2L08-01S	12	13.7	18.6	18.3	22	16.1	21.6	14.8
	1/4	KQB2L08-02S	14		19.1	21.5	23.6		21.6	20.8
	3/8	KQB2L08-03S	17		22.9	24.6	24.6		21.6	32.8
ø10	1/8	KQB2L10-01S	12	16.6	20	19.7	24.9	17	21.6	20.4
	1/4	KQB2L10-02S	14		22.9	26.5	26.5		21.6	23.7
	3/8	KQB2L10-03S	17		24.3	27.5	27.5		35.2	34.5
	1/2	KQB2L10-04S	22		28.5	30.4	30.4		35.2	62.6
ø12	1/4	KQB2L12-02S	14	18.7	22.6	24	28.6	18.6	50.2	27.4
	3/8	KQB2L12-03S	17		23.6	25.3	29.5		50.2	34.3
	1/2	KQB2L12-04S	22		29.5	32.4	32.4		50.2	60.8
ø16	3/8	KQB2L16-03S	19	24.6	26.3	28	34.5	20.8	71	47
	1/2	KQB2L16-04S	22		27.3	31.8	37		71	62.6

(M5時)



(R時)



※R螺牙鎖牙後的參考尺寸

註1) 意指øD為最大口徑。

註2) 表示使用FEP氣壓管時的值。

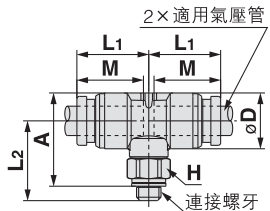
僅表示使用ø16耐龍氣壓管時的值。

T型公牙接頭：KQB2T

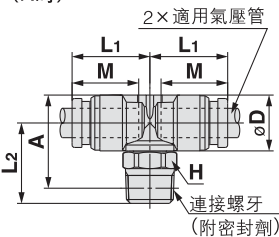


適用氣壓管 外徑mm	連接螺牙 R, M	型式	H (六角對邊)	註1) øD	L1	L2	A*	M	註2) 有效斷 面積mm ²	質量g
ø3.2	M5×0.8	KQB2T23-M5	8	8.3	13.1	14.8	16	12	3.2	8.2
	1/8	KQB2T23-01S	10		13.6	14.9	15.9		3.4	9.6
	1/4	KQB2T23-02S	14		18.7	18.1	16.6		3.4	18.4
ø4	M5×0.8	KQB2T04-M5	8	9.1	13.7	15.2	16.8	12.6	4.5	9.1
	1/8	KQB2T04-01S	10		14.4	15.3	16.7		6	10.6
	1/4	KQB2T04-02S	14		19.1	18.9	17.5		6	19.4
ø6	M5×0.8	KQB2T06-M5	8	11.4	14.7	16.3	19	13.6	4.5	12.1
	1/8	KQB2T06-01S	10		16.4	16.4	19		13.9	13.6
	1/4	KQB2T06-02S	14		15.9	20.2	21.2		13.9	22.5
	3/8	KQB2T06-03S	17		21.6	22.2	22.2		13.9	35
ø8	1/8	KQB2T08-01S	12	13.7	18.6	18.3	22	16.1	26.3	20
	1/4	KQB2T08-02S	14		19.1	21.5	23.6		26.3	26.1
	3/8	KQB2T08-03S	17		22.9	24.6	24.6		26.3	38
ø10	1/8	KQB2T10-01S	12	16.6	20	19.7	24.9	17	40.8	28.6
	1/4	KQB2T10-02S	14		22.9	26.5	26.5		40.8	31.5
	3/8	KQB2T10-03S	17		24.3	27.5	27.5		40.8	42.4
	1/2	KQB2T10-04S	22		28.5	30.4	30.4		40.8	70.4
ø12	1/4	KQB2T12-02S	14	18.7	22.6	24	28.6	18.6	57.2	38.1
	3/8	KQB2T12-03S	17		23.6	25.3	29.5		57.2	39.7
	1/2	KQB2T12-04S	22		29.5	32.4	32.4		57.2	70.8
ø16	3/8	KQB2T16-03S	19	24.6	26.3	28	34.5	20.8	71	64.4
	1/2	KQB2T16-04S	22		27.3	31.8	37		71	79

(M5時)



(R時)



※R螺牙鎖牙後的參考尺寸

註1) 意指øD為最大口徑。

註2) 表示使用FEP氣壓管時的值。

僅表示使用ø16耐龍氣壓管時的值。