


HEAVY DUTY MULTI-ANGLE LID STAY LBTS-350, LBTS-450

TEST METHOD 16 SUS



Left-handed type shown.

Opening Direction	Description	Non-handed	Qty	Compression Load
	Holds at Multiple Angles	-	1 Pc Per Door	686 N/pc (70 kgf/pc)

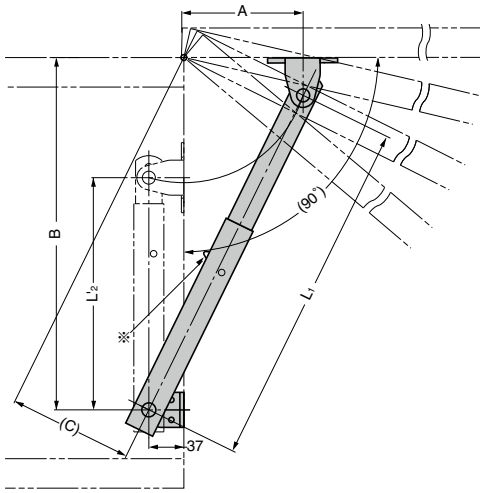
※ Can also be used for top-opening lid, depending on installation conditions. Please confirm with actual item in detail.

- Ratchet stay holds the lid at multiple angles.
Holding angles: LBTS-350...4 angles, LBTS-450...6 angles
- Lift up the lid in fully opened position to release stopper.
When closing from the middle stop position, fully open the door first.
- Locks the stay in fully opened position by passing a pin through the lock hole.

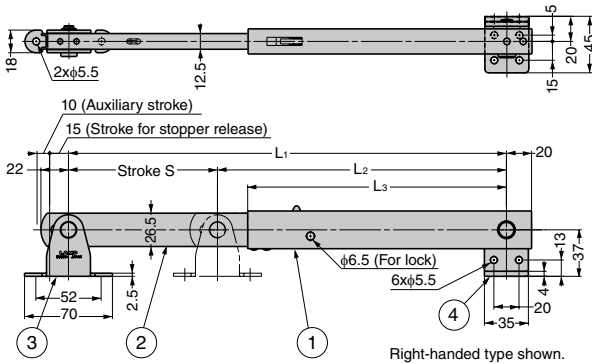
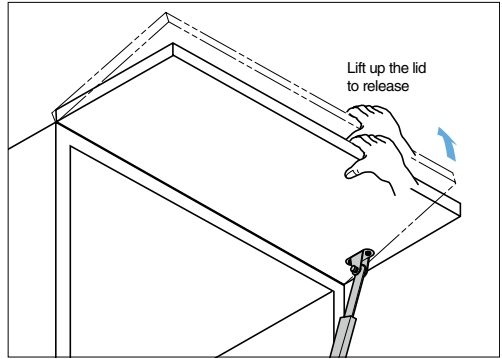
[Remarks]

- Appropriate bracket position can be determined depending on door height and opening angle. In this case, ensure that L₂ of the installation example is within the range of 234 to 242 mm (for LBTS-350) or 284 to 292 mm (for LBTS-450). (Or the hinge and stay may be damaged, or the stopper may not operate with the stay extended.)
- Install with the side (※ in the figure) where stay rotor is exposed from the main body facing upward. Or the rotor may not operate properly.
- Generally use 1 pc. If using 2 pcs, left and right operation may not be synchronised.
- Calculate suitable door size with reference to LID STAY L SERIES 1.

[Installation]



[Stopper Release]



Right-handed type shown.

No.	Part Name	Material	Finish
①	Body	Stainless Steel (SUS304)	Satin
②	Arm		
③	Arm Bracket		Barrel Polished
④	Bracket		

RHS	CAD	Item Code	Item Name	Description	L ₁	L ₂	L ₃	S	A	B	C	Stop Positions	Compression Load N/pc	Compression Load kgf/pc	Weight (g)	Box (pcs)	Carton (pcs)
		180-109-404	LBTS-350R	Right-handed	350	230	206	120	115	352	119.6	4	686	70	715	5	20
		180-109-403	LBTS-350L	Left-handed													
		180-109-406	LBTS-450R	Right-handed	450	280	256	170	155	442	155.5	6			820	5	20
		180-109-405	LBTS-450L	Left-handed												5	20

Refer to 1 : P.399