

LID STAY (W/ LOCK) LSP-195B, LSP-270B

TEST
METHOD 16

AS

L=R

SUS



Opening Direction	Description	Non-handed	Qty	Compression Load
	Locks When Fully Opened	Yes	1 Pc Per Door	294 N/pc (30 kgf/pc)
Top-opening Upward-opening Swing Door				

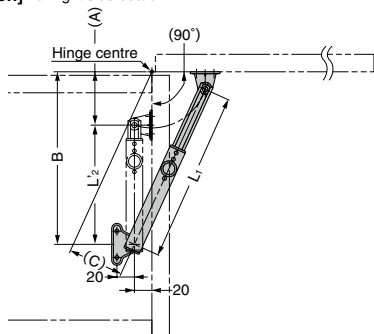
- Can be locked automatically at the door position fully opened. Pull the locking knob to release the lock.
- Installation pitch is identical to L-195B and L-270B **1**.
- Plastic parts and metal parts can be separated.

LIFT
ASSIST
STAYSSOFT
CLOSING
STAYSTORQUE
STAYSHEAVY DUTY
LOCKING
STAYSFOOT
STAYSLID
STAYSOTHER
STAYSTOP-
OPENINGDOWNWARD-
OPENINGUPWARD-
OPENINGBOTTOM-
OPENINGSWING
DOOR

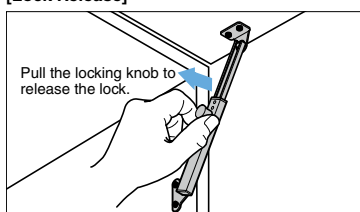
LIFT-UP

LIFT-
DOWNUP &
OVERBI-
FOLDINGOVER
THE
TOP

[Installation] For right side board

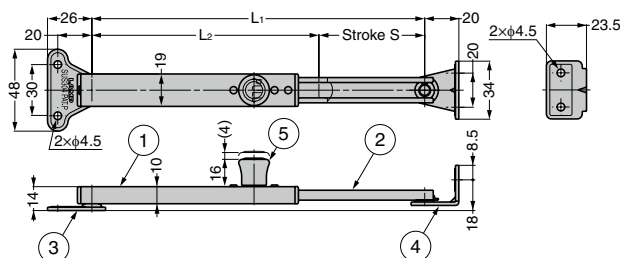


[Lock Release]



[Remarks]

- Do not use this product as a stopper other than for a door.
- Allow room for stroke depending on installation location and purpose.
- Use 1 pc for 1 door.
- Appropriate bracket position can be determined depending on door height and opening angle. In this case, ensure that L₂ of the installation example is larger than L₂. (Or the hinge and stay may be damaged.)
- Release the lock while supporting the door.
- Calculate suitable door size with reference to LID STAY L SERIES **2**.



No.	Part Name	Material	Finish/Colour
①	Body	Stainless Steel (SUS304)	Satin
②	Arm		
③	Case Bracket		
④	Arm Bracket		
⑤	Locking Knob	POM	Dark Grey

RefS	CAD	Item Code	Item Name	L ₁	L ₂	S	A	B	C	Compression Load N/pc	Compression Load kgf/pc	Weight (g)	Box (pcs)	Carton (pcs)
G	SD	180-100-358	LSP-195B	195	133	62	61	197	63.8	294	30	127	6	60
G	SD	180-100-357	LSP-270B	270	170	100	92	265	91.9			147	6	60

Refer to **1** : P.408, **2** : P.399

AS

Parts Set for Installing to Aluminium Frame

Please refer to the series introduction page **1** for details about AS series.

[AS Parts Set] Parts set of screws and AS nuts

RefS	CAD	Item Code	Item Name	Aluminium Frame	Parts	A	Weight (g)
G	-	180-041-629	AS-LSP-195B-30-6	Groove Width 6 mm	LSP-195B : 1 pc AS Nut AS-6M4 : 4 pcs Hexagon Socket Head Cap Screw M4×10 : 4 pcs	50	-
G	-	180-041-630	AS-LSP-195B-30-8	Groove Width 8 mm	LSP-195B : 1 pc AS Nut AS-8M4 : 4 pcs Hexagon Socket Head Cap Screw M4×10 : 4 pcs	-	-
G	-	180-041-631	AS-LSP-270B-30-6	Groove Width 6 mm	LSP-270B : 1 pc AS Nut AS-6M4 : 4 pcs Hexagon Socket Head Cap Screw M4×10 : 4 pcs	80	-
G	-	180-041-632	AS-LSP-270B-30-8	Groove Width 8 mm	LSP-270B : 1 pc AS Nut AS-8M4 : 4 pcs Hexagon Socket Head Cap Screw M4×10 : 4 pcs	-	-

Refer to **1** : P.20, **2** : P.407, **3** : P.526

[Dimensions]

