

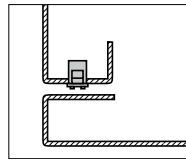
MAGNETIC CATCH MC-FS34 Snap-in Installation



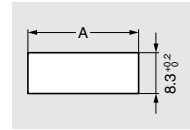
[Remarks]

- Be sure to read the "Cautions" 1.

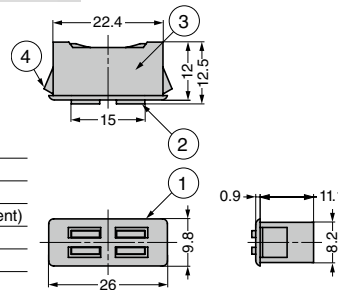
[Installation]



[Cut Out Dimensions]



No.	Part Name	Material	Finish / Colour
①	Body	PA	White, Black, Grey
②	Yoke	Steel (SPCC)	Coloured Zinc Chromate (Trivalent)
③	Magnet	Ferrite	-
④	Spring	POM	White, Blue, Green



[Bore Dimensions]

Item Name	Door Thickness	A
MC-FS34	0.5	22.6 ^{+0.15} ₀
WW/GW	0.8	23.7 ^{+0.15} ₀
MC-FS34	1.0	22.7±0.1
WB/BB/GB	1.2	23.5±0.1
MC-FS34	1.4	24.0±0.1
WG/GG	1.6	22.7±0.1
	2.0	23.8±0.1

RohS	CAD	Item Code	Item Name	Body Colour	Spring Colour	Magnetic Force N	Magnetic Force kgf	Weight (g)	Box (pcs)	Carton (pcs)
✓	3D	140-033-951	MC-FS34WW	White	White	12.7	1.3	5.3	200	2000
✓	3D	140-033-952	MC-FS34GW	Grey		21.6	2.2		200	2000
✓	3D	140-033-953	MC-FS34WB	White	Blue	12.7	1.3		200	2000
✓	3D	140-033-954	MC-FS34BB	Black		21.6	2.2		200	2000
✓	3D	140-033-955	MC-FS34GB	Grey	Green	12.7	1.3		200	2000
✓	3D	140-033-956	MC-FS34WG	White		21.6	2.2		200	2000
✓	3D	140-033-957	MC-FS34GG	Grey		21.6	2.2	200	2000	

Refer to 1 : P.431

MAGNETIC CATCH MC-FP5 Snap-in Installation

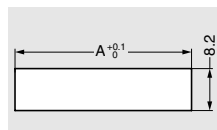


- MC-FP5S: Small body with strong magnetic force by using neodymium magnet.

[Remarks]

- Be sure to read the "Cautions" 1.
- Max. temperature for MC-FP5S: 80°C

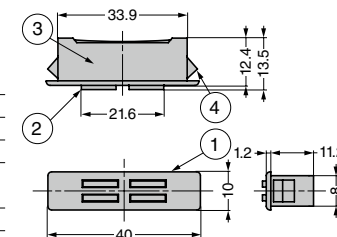
[Cut Out Dimensions]



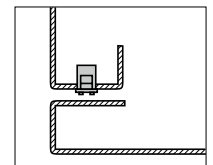
[Bore Dimensions]

Door Thickness	A
0.8	34.1
1.0	
1.2	
1.4	34.5
1.6	
2.0	36.5

No.	Part Name	Material	Finish / Colour
①	Body	ABS	White, Black
②	Yoke	Steel (SPCC)	Coloured Zinc Chromate (Trivalent)
③	Magnet	Ferrite (MC-FP5), Neodymium (MC-FP5S)	-
④	Spring	POM	Natural, Green



[Installation]



RohS	CAD	Item Code	Item Name	Body Colour	Spring Colour	Magnetic Force N	Magnetic Force kgf	Weight (g)	Box (pcs)	Carton (pcs)
✓	3D	140-050-086	MC-FP5W	White	Natural	21.6	2.2	9	200	2000
✓	3D	140-050-087	MC-FP5B	Black					200	2000
✓	3D	140-050-268	MC-FP5SWT	White	Green	44.1	4.5		200	2000
✓	3D	140-050-269	MC-FP5SBL	Black					200	2000

Refer to 1 : P.431