

# ROTARY CATCH (MORTISE TYPE) RCU

TEST METHOD 10



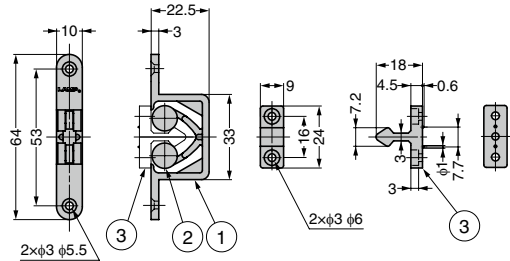
- Mortise type.
- For overlay doors.

**[Applications]**

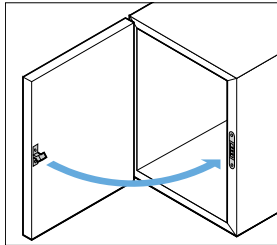
- Furniture, kitchen equipment and marine hardware, etc.

**[Remarks]**

- The push-in force and pulling force may vary for ±20-30%. Please check with the actual item.



**[Installation]**



No.	Part Name	Material	Colour
①	Body	POM	Natural
②	Roller	PE	
③	Striker	POM	

Rohs	CAD	Item Code	Item Name	Push-in Force N	Push-in Force kgf	Pulling Force N	Pulling Force kgf	Weight (g)	Box (pcs)	Carton (pcs)
RoHS	3D	140-051-014	RCU	27	2.8	32	3.3	8	100	800

# ROTARY CATCH RC6900, RC6901

TEST METHOD 10



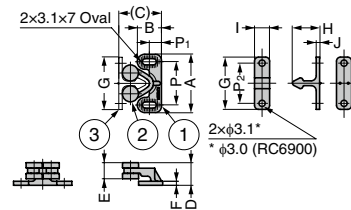
- High durability (passed 300,000 times durability test).
- Light open/close touch by combining polyacetal resin and roller.
- Can be used for overlay and inset door.
- Brown colour available as special order.(RC6901 only).

**[Applications]**

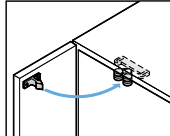
- Suitable for general furniture, kitchen equipment and marine hardware.

**[Remarks]**

- The push-in force and pulling force may vary for ±20-30%. Please check with actual item.



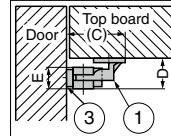
**[Installation]**



**[Application Example]**



**[Application Reference]**



Item Name	Push-in Force N	Push-in Force kgf	Pulling Force N	Pulling Force kgf
RC6900	11	1.1	16	1.6
RC6901	24	2.4	29	3.0
RC6901BL	19	1.9	25	2.6

No.	Part Name	Material	Colour
①	Body	POM	Natural/ Black
②	Roller	PE	
③	Striker	POM	

Rohs	CAD	Item Code	Item Name	A	B	C	D	E	F	P	P <sub>1</sub>	G	H	I	J	P <sub>2</sub>	Weight (g)	Box (pcs)	Carton (pcs)
RoHS	3D	140-050-209	RC6900	29	12	21.2	11.3	8	2	21.5	6	26	13.5	7.5	1.7	20	3	100	2000
RoHS	3D	140-051-015	RC6901	31.3	14	27.2	12.6	9	2.3	24.4	7.5	32	16.5	9	2	23.6	4	100	2000
RoHS	3D	140-042-155	RC6901BL														4	100	2000