


## NON-MAGNETIC TOUCH LATCH MC-37F



- No handle needed, just push to open/close.
- Lightly push to open the door. When closing, arm will catch the counter plate and hold the door by lightly pushing, too.
- Floating counter plate for easy alignment.

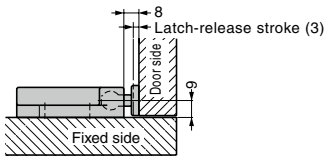
### [Specifications]

- Passed 100,000 open/close private cycle test

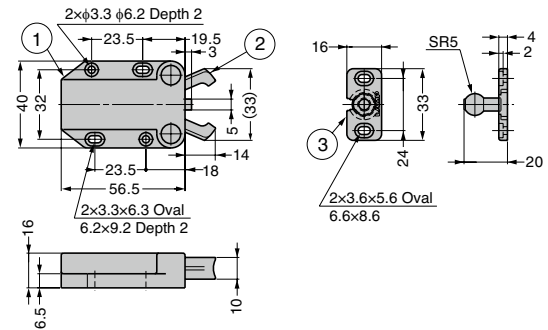
### [Parts Included]

- Round head wood screw 3.5×10, 3.1×13

### [Installation]



No.	Part Name	Material	Colour
①	Body	ABS	Black, Brown, White
②	Arm	POM	
③	Counter Plate	PA	



RoHS	CAD	Item Code	Item Name	Colour	Retaining Force N	Retaining Force kgf	Weight (g)	Box (pcs)	Carton (pcs)
CE	3D	140-058-064	MC-37F-BK	Black	78	8	24	30	300
CE	3D	140-058-066	MC-37F-BR	Brown				30	300
CE	3D	140-058-065	MC-37F-WH	White				30	300

## NON-MAGNETIC TOUCH LATCH MC-20

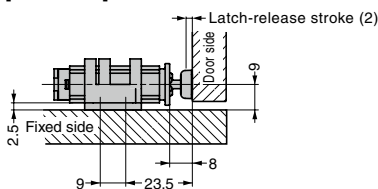


- No handle needed, just push to open/close.
- Easy adjustment (13mm back and forward) by revolving the body.
- Lightly push to open the door. When closing, arm will catch the counter plate and hold the door by lightly pushing, too.

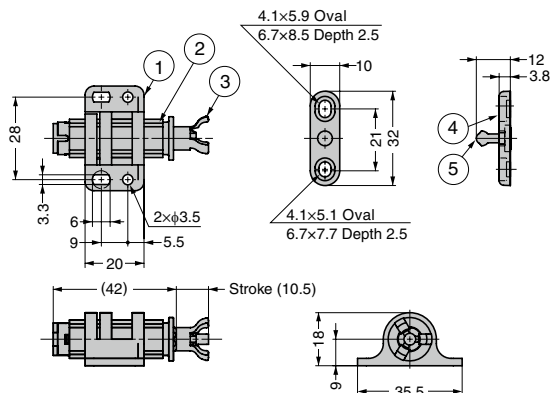
### [Parts Included]

- Round head wood screw 3.1×13

### [Installation]



No.	Part Name	Material	Colour
①	Base	PP	Black, White
②	Body		
③	Latch		
④	Counter Plate		
⑤	Counter Plate		



RoHS	CAD	Item Code	Item Name	Colour	Retaining Force N	Retaining Force kgf	Weight (g)	Box (pcs)	Carton (pcs)
CE	3D	140-022-344	MC-20BL	Black	40	4	6	30	600
CE	3D	140-022-345	MC-20WT	White				30	600