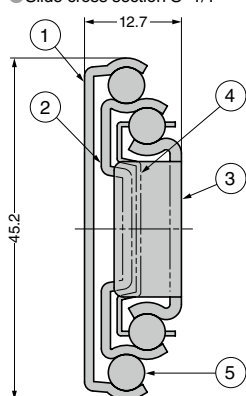
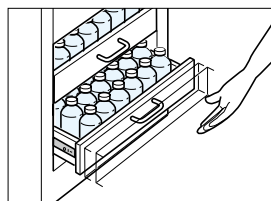


FULL EXTENSION SOFT-CLOSE SLIDE ESR4670 Stainless steel

LOAD CAPACITY 157~343 N/pair

L=R
DETACH
**HOLD
CLOSED**
CATCH
INSTRUCTION
SUS


● Slide cross section S=1/1


[Soft Closing]


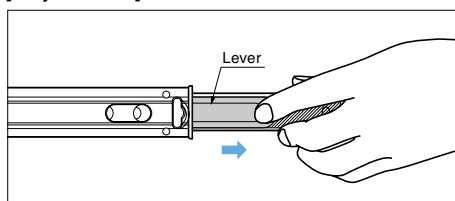
- Soft-closes at 20mm distance from closed position (slide length 350mm or below) or 36mm distance from closed position (slide length 400mm or above).
- With soft closing mechanism built-in, possible to install as with conventional slides.
- Full extension (3 members).
- The drawer is detachable by lifting the lever.
- The maximum width of the drawer is the slide length + 200mm.

[Remarks]

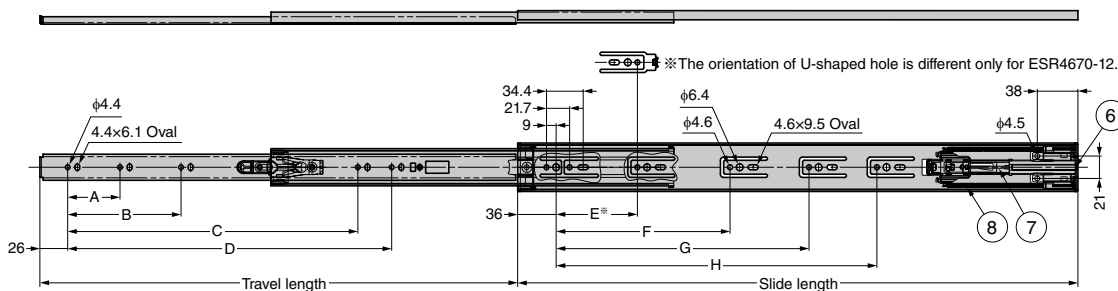
- Be sure to read the "Cautions" 1.
- Some parts of this product are made of plastic.
- Do not push with a strong force when soft-closing mechanism is operating. Otherwise, it may cause oil leakage.

[Recommended Screws]

- For metal: M4 screw (except for countersunk head)
- For wood: M4 tapping screw (except for countersunk head)

[Easy to Detach]


The drawer can be detached by pulling the lever in the direction of the arrow.



| No. | Part Name | Material |
|-----|---------------------|--------------------------|
| ① | Outer Member | Stainless Steel (SUS304) |
| ② | Intermediate Member | |
| ③ | Inner Member | |
| ④ | Retainer | |
| ⑤ | Balls | POM |
| ⑥ | Damper Case | |
| ⑦ | Shaft | Stainless Steel (SUS303) |
| ⑧ | Spring | Stainless Steel (SUS304) |

Sold in pairs (2 pcs).

| RoHS | CAD | Item Code | Item Name | Slide Length | Travel Length | A | B | C | D | E | F | G | H | Load Capacity N/pair | Load Capacity kg/pair | Weight (kg/pair) | Box (pairs) | Carton (pairs) |
|------|-----|-------------|------------|--------------|---------------|-----|-----|-----|-----|-----|-----|-----|---|----------------------|-----------------------|------------------|-------------|----------------|
| 3D | | 190-033-964 | ESR4670-12 | 300 | 265 | — | — | — | 174 | 145 | — | — | — | 157 | 16 | 0.78 | 10 | — |
| 3D | | 190-033-965 | ESR4670-14 | 350 | 340 | — | — | — | 224 | 151 | — | — | — | 196 | 20 | 0.93 | 10 | — |
| 3D | | 190-033-966 | ESR4670-16 | 400 | 400 | 96 | — | — | 256 | 167 | — | — | — | 294 | 30 | 1.07 | 10 | — |
| 3D | | 190-033-967 | ESR4670-18 | 450 | 450 | 128 | — | — | 306 | 215 | — | — | — | 343 | 35 | 1.21 | 10 | — |
| 3D | | 190-033-968 | ESR4670-20 | 500 | 500 | 96 | 160 | — | 344 | 279 | — | — | — | | | 1.36 | 10 | — |
| 3D | | 190-033-969 | ESR4670-22 | 550 | 550 | — | — | — | 394 | 215 | 311 | — | — | | | 1.46 | 10 | — |
| 3D | | 190-033-970 | ESR4670-24 | 600 | 600 | — | 192 | — | 444 | 247 | 375 | — | — | | | 1.66 | 10 | — |
| 3D | | 190-033-971 | ESR4670-26 | 650 | 650 | 128 | — | 416 | 494 | 311 | 407 | — | — | | | 1.81 | 10 | — |
| 3D | | 190-033-972 | ESR4670-28 | 700 | 700 | — | 224 | 480 | 544 | 215 | 343 | 471 | — | | | 1.96 | 10 | — |

Refer to 1 : P.549

Please contact your local agent or your nearest Sugatsune subsidiary for detail/availability.