

## TWIN WHEEL CASTER FA55P Plate Type

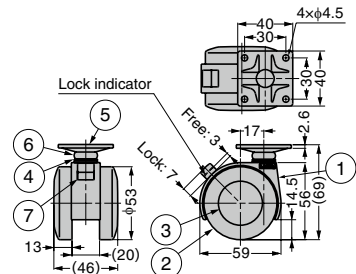
**LOAD CAPACITY 784 N**



● With red indicator to show locked state.

**[Remarks]**

- Push the stopper to handle. Red lock indicator means locked state.
- The load capacities in the table below indicate the loads when moving on a smooth surface.



Drawing above shows the model with brake.

No.	Part Name	Material	Finish/Colour
①	Body	Aluminium Alloy (ADC)	Silver Enamel Finish
②	Wheel	PA	Black
③	Cover		
④	Bush	Steel (SPCC)	Coloured Zinc Chromate
⑤	Plate		
⑥	Shaft	Steel (SWCH)	Black, Red
⑦	Stopper	POM	Black, Red

HEAVY DUTY CASTERS

SINGLE WHEEL CASTERS

TWIN WHEEL CASTERS

CASTERS WITH LEVELLING GUIDES

BALL CASTERS

SLIDING DOOR ROLLERS



Caster bracket FA55-FIX 1 to lock swivel available.

RHS	CAD	Item Code	Item Name	Type	Load Capacity N/pc	Load Capacity kg/pc	Weight (g)	Box (pcs)	Carton (pcs)
		200-133-258	FA55PSR	With Brake	784	80	176	4	72
		200-133-263	FA55PR	Without Brake			171	4	72

Refer to 1 : P.903

## TWIN WHEEL CASTER FA55N Threaded Bolt Type

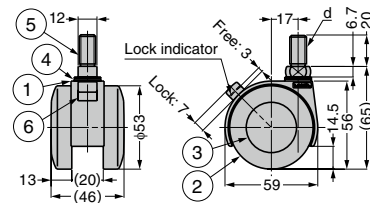
**LOAD CAPACITY 784 N**



● With red indicator to show locked state.

**[Remarks]**

- Push the stopper to handle. Red lock indicator means locked state.
- The load capacities in the table below indicate the loads when moving on a smooth surface.
- The threaded bolt has a dished dent at the upper end for N10 only.



Drawing above shows the model with brake.

RHS	CAD	Item Code	Item Name	Type	d	Load Capacity N/pc	Load Capacity kg/pc	Weight (g)	Box (pcs)	Carton (pcs)
		200-133-259	FA55N3SR	With Brake	W38	784	80	152	4	72
		200-133-264	FA55N3R	Without Brake				147	4	72
		200-133-260	FA55N10SR	With Brake	M10			152	4	72
		200-133-265	FA55N10R	Without Brake				147	4	72
		200-133-261	FA55N12SR	With Brake	M12			152	4	72
		200-133-266	FA55N12R	Without Brake				147	4	72

No.	Part Name	Material	Finish/Colour
①	Body	Aluminium Alloy (ADC)	Silver Enamel Finish
②	Wheel	PA	Black
③	Cover		
④	Bush	Steel (SWCH)	Coloured Zinc Chromate
⑤	Mounting Screw Axis		
⑥	Stopper	PA	Black, Red

## TWIN WHEEL CASTER FP55P Plate Type

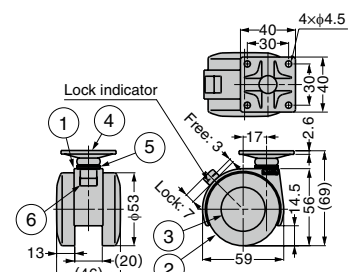
**LOAD CAPACITY 490 N**



● With red indicator to show locked state.

**[Remarks]**

- Push the stopper to handle. Red lock indicator means locked state.
- The load capacities in the table below indicate the loads when moving on a smooth surface.



Drawing above shows the model with brake.



Caster bracket FA55-FIX 1 to lock swivel available.

RHS	CAD	Item Code	Item Name	Type	Load Capacity N/pc	Load Capacity kg/pc	Weight (g)	Box (pcs)	Carton (pcs)
		200-133-268	FP55PSR	With Brake	490	50	148	4	72
		200-133-273	FP55PR	Without Brake			144	4	72

Refer to 1 : P.903

No.	Part Name	Material	Finish/Colour
①	Body	PA	Black
②	Wheel		
③	Cover	Steel (SPCC)	Coloured Zinc Chromate
④	Plate		
⑤	Shaft	Steel (SWCH)	Black, Red
⑥	Stopper	POM	Black, Red