

## TWIN WHEEL CASTER FP45P Plate Type

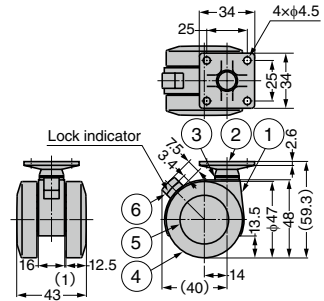
**LOAD CAPACITY 392 N**



- With red indicator to show locked state.

**[Remarks]**

- Push the stopper to handle. Red lock indicator means locked state.
- The load capacities in the table below indicate the loads when moving on a smooth surface.



Drawing above shows the model with brake.

No.	Part Name	Material	Finish/Colour
①	Body	PA	Black
②	Plate	Steel (SPCC)	Coloured Zinc
③	Shaft	Steel (SWCH)	Chromate
④	Wheel	PA	Black
⑤	Cover		Black, Red
⑥	Stopper		

RHS	CAD	Item Code	Item Name	Type	Load Capacity N/pc	Load Capacity kg/pc	Weight (g)	Box (pcs)	Carton (pcs)
		200-133-202	FP45PSR	With Brake	392	40	98	4	100
		200-133-201	FP45PR	Without Brake			94	4	100

HEAVY DUTY CASTERS

SINGLE WHEEL CASTERS

TWIN WHEEL CASTERS


CASTERS WITH LEVELLING GUIDES

BALL CASTERS

SLIDING DOOR ROLLERS

## TWIN WHEEL CASTER FP45N Threaded Bolt Type

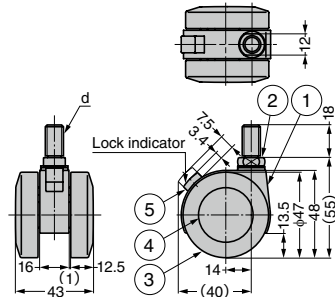
**LOAD CAPACITY 392 N**



- With red indicator to show locked state.

**[Remarks]**

- Push the stopper to handle. Red lock indicator means locked state.
- The load capacities in the table below indicate the loads when moving on a smooth surface.



Drawing above shows the model with brake.

No.	Part Name	Material	Finish/Colour
①	Body	PA	Black
②	Threaded Bolt	Steel (SWCH)	Coloured Zinc Chromate
③	Wheel	PA	Black
④	Cover		Black, Red
⑤	Stopper		

RHS	CAD	Item Code	Item Name	Type	d	Load Capacity N/pc	Load Capacity kg/pc	Weight (g)	Box (pcs)	Carton (pcs)
		200-133-204	FP45N3SR	With Brake	W3/8	392	40	84	4	100
		200-133-203	FP45N3R	Without Brake				79	4	100
		200-133-206	FP45N10SR	With Brake	M10	392	40	84	4	100
		200-133-205	FP45N10R	Without Brake				79	4	100